

B & W SECURITY MONITORS

PEACE OF MIND

12" MONITOR



20" MONITOR



14" MONITOR



9" MONITOR







17" MONITOR



15" MONITOR

SECURITY

Tatung B&W CCTV Monitors

Model	TBM-0903	TBM-1203	TBM-1403	TBM-1503	TBM-1703	TBM-2003
Power Supply	100 ~ 240V AC (50 ~ 60 Hz)	100 ~ 240V AC (50 ~ 60 Hz)	100 ~ 240V AC (50 ~ 60 Hz)	100 ~ 240V AC (50 ~ 60 Hz)	100 ~ 240V AC (50 ~ 60 Hz)	100 ~ 240V AC (50 ~ 60 Hz)
Power Consumption	21W	22W	27W	28W	38W	45W
TV System	EIA / CCIR	EIA / CCIR	EIA / CCIR	EIA / CCIR	EIA / CCIR	EIA / CCIR
Scanning	15750 (60) / 15625 (50) Hz	15750 (60) / 15625 (50) Hz	15750 (60) / 15625 (50) Hz	15750 (60) / 15625 (50) Hz	15750 (60) / 15625 (50) Hz	15750 (60) / 15625 (50) Hz
Picture Tube	9" diagonal	12" diagonal	14" diagonal	15" diagonal	17" diagonal	20" diagonal
Visual Size	8.5"	11"	12.5"	13.5"	16"	19"
Horizontal Resolution	850 TV lines	900 TV lines	1000 TV lines	1000 TV lines	1000 TV lines	1000 TV lines
Sweep Linearity	10%	10%	10%	10%	10%	10%
Over/Under Scan	Over 5%	Over 5%	Over 5%	Over 5%	Over 5%	Over or Under 5% Switchable
Input/Output Video	1 Input (BNC) 75 ohm or Hi-Z Termination 1 Loop through Output (BNC)	1 Input (BNC) 75 ohm or Hi-Z Termination 1 Loop through Output (BNC)	1 Input (BNC) 75 ohm or Hi-Z Termination 1 Loop through Output (BNC)	1 Input (BNC) 75 ohm or Hi-Z Termination 1 Loop through Output (BNC)	2 Inputs (BNC) 75 ohm or Hi-Z Termination 2 Loop through Outputs (BNC)	2 Inputs (BNC) 75 ohm or Hi-Z Termination 2 Loop through Outputs (BNC)
Audio	1 Input (RCA) 1 Loop through Output (RCA)	1 Input (RCA) 1 Loop through Output (RCA)	1 Input (RCA) 1 Loop through Output (RCA)	1 Input (RCA) 1 Loop through Output (RCA)	2 Inputs (RCA) 2 Loop through Outputs (RCA)	2 Inputs (RCA) 2 Loop through Outputs (RCA)
Speaker	1.0 Watt (-3 dB)	1.0 Watt (-3 dB)	1.0 Watt (-3 dB)	1.0 Watt (-3 dB)	1.0 Watt (-3 dB)	1.0 Watt (-3 dB)
Case	Metal	Metal	Metal	Metal	Metal	Metal
Rack Mount Kit	N/A	N/A	N/A	N/A	TRK-171	N/A
Dimensions	220 x 238 x 261 mm 8 3/4" x 9 3/8" x 10 1/4"	310 x 304 x 304 mm 12 1/4" x 12" x 12"	356 x 333 x 381 mm 14" x 13 1/8" x 15 1/8"	356 x 333 x 381 mm 14" x 13 1/8" x 15 1/8"	405 x 370 x 406 mm 16" x 14 1/2" x 16 3/8"	480 x 430 x 370 mm 19" x 17 1/4" x 14 1/2"
Weight (N/W) (G/W)	10.1 lbs (4.6 Kg) 12.3 lbs (5.6 Kg)	16.7 lbs (7.6 Kg) 18.9 lbs (8.6 Kg)	23.1 lbs (10.5 Kg) 26.2 lbs (11.9 Kg)	24.6 lbs (11.2 Kg) 27.7 lbs (12.6 Kg)	31.7 lbs (14.4 Kg) 37.4 lbs (17.0 Kg)	41.8 lbs (19.0 Kg) 47.3 lbs (21.5 Kg)
Safety Compliance	CE, ETL, ETL-C	CE, ETL, ETL-C	CE, ETL, ETL-C	CE, ETL, ETL-C	CE, ETL, ETL-C	CE, ETL, ETL-C
EMI Compliance	FCC	FCC	FCC	FCC	FCC	FCC
Rear Connections						

SPECIFICATIONS ARE SUBJECT TO CHANGE WITHOUT NOTICE.