



WEA300 Series – Dual Radio 802.11n Wi-Fi Access Points



Contact us

Email: we.info@samsung.com
Web: www.samsung.com/wlan

Follow us

 [youtube.com/samsungbizusa](https://www.youtube.com/samsungbizusa)
 [@SamsungBizUSA](https://twitter.com/SamsungBizUSA)

Cost Effective and High Performance Wi-Fi Solution

OVERVIEW

The Samsung WEA300 series are dual radio two/ three spatial 802.11n access points that deliver data rates of 300/ 450 Mbps to enable high performance Wi-Fi in high density environments. Compact and powerful, these access points ensure ultimate coverage, easy management and a secure wireless network. The WEA300 series includes a range of indoor Wi-Fi access points supporting a wide variety of deployment scenarios ideal for small and medium size enterprises.

The WEA 300 series access points are available with both internal and external antenna models, providing enterprises greater reliability and higher performance in a highly dense and demanding environment. The access points support easy management through plug and play deployment, scalability, built-in dedicated security sensors and seamless connectivity.

50%
More
Throughput

50%
More
Concurrent
Voice Calls

24%
CAPEX
Savings

Key features

Greater Performance

The WEA 300 series access point leverages IBSA smart antenna technology and an optimal RF pattern with multiple physical antennas to minimize dead zones, delivering greater coverage and optimized services and throughput fairness when multiple devices concurrently connect to an AP.

High Reliability with Lower Total Cost of Ownership

The WEA 300 series access point self-organizes to interferences and has a dedicated security RF monitoring chip embedded independently of the RF service chip for continuous real-time monitoring of data service – enabling double digit CAPEX savings.

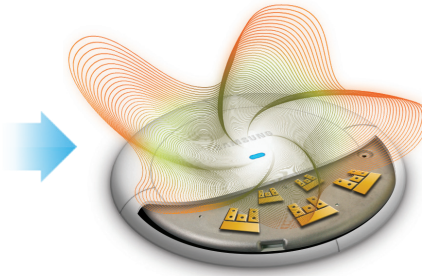
Richer Unified Communications

The WEA 300 series access point leverages patented traffic scheduling technology (VaTS) that enhances enterprise unified communications and provides higher concurrent voice over Wi-Fi session capacity per access point by efficiently transmitting voice frame to multiple devices.

KEY ENABLING TECHNOLOGIES

INTELLIGENT BEAM SELECTABLE ANTENNA (IBSA)TM

Expands service coverage and increases receiving sensitivity to assure higher performance



AIRMOVE¹

Enables LTE style seamless mobility and provide an always connected experience when the user/ device moves from one access point to another



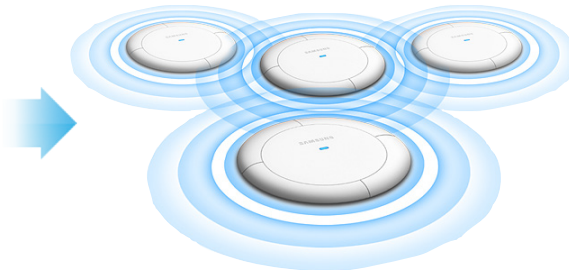
AIREQUALIZER

Guarantees airtime fairness to every device in a crowded environment



SELF-ORGANIZING NETWORK (SoN)

Self-optimizes Wi-Fi connectivity and cell configurations to adapt to network conditions and manage overburdened networks




VOICE AWARE TRAFFIC SCHEDULING²

Assures optimized routing and QoS of real time communication traffic and assures crystal clear real time voice and video collaboration over Wi-Fi



WIRELESS INTRUSION PREVENTION

Dedicated security sensors and RF monitoring provides continuous real-time monitoring and intrusion prevention



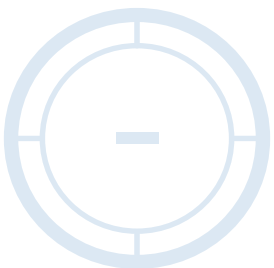
¹. Available with access points deployments with controller only

². Availability depends on smartphone model

Simplified Management

WEA 300 series access points can either operate as standalone devices or can be centrally managed by high performance controllers optimally designed to support both small and mid-scale enterprise deployments (WEC 8050) as well as large scale deployments (WEC 8500).

In addition, a complementary Samsung Wireless Enterprise Manager (WEM) provides operational convenience by enabling system administrators to monitor failure situations anywhere, at any time and quickly resolve them via integrated wired/wireless remote management using their smartphones.



SPECIFICATIONS



Specifications		WEA302i	WEA303i	WEA303e
Deployment Type		Indoor	Indoor	Indoor
Physical Rate		300 Mbps	450 Mbps	450 Mbps
Antennas		Internal type	Internal type	External type
Ideal For		Small & Medium Size Enterprises and High density environments	Small & Medium Size Enterprises and High density environments	Small & Medium Size Enterprises and High density environments

Features				
Wireless	Standard	802.11a/b/g/n	802.11a/b/g/n	802.11a/b/g/n
	# of radio	Dual concurrent radio	Dual concurrent radio	Dual concurrent radio
	Frequency	2.4 GHz, 5 GHz	2.4 GHz, 5 GHz	2.4 GHz, 5 GHz
	Antennas	Internal type	Internal type	External Type
	MIMO	2 x 2 MIMO, 2 spatial streams	3 x 3 MIMO, 3 spatial streams	3 x 3 MIMO, 3 spatial streams
	Spectrum Analysis	Yes	Yes	Yes
H/W	Network I/F	1 GE (RJ45), 1 console (RJ45)	1 GE (RJ45), 1 console (RJ45)	1 GE (RJ45), 1 console (RJ45)
	PoE	802.3af/at	802.3af/at	802.3af/at
	Environment Class	Indoor	Indoor	Indoor
Dimension	Diameter / Height	174 mm / 34.1 mm	174 mm / 34.1 mm	174 mm / 34.1 mm
	Weight	560 g	640 g	650 g
Security	Standard	802.11i, WPA/WPA2	802.11i, WPA/WPA2	802.11i, WPA/WPA2
	Multi SSID	Maximum 16	Maximum 16	Maximum 16
	# of Multi VLAN	Maximum 1,024	Maximum 1,024	Maximum 1,024
	over SSID	Maximum 1,024	Maximum 1,024	Maximum 1,024
	Encryption	DTLS	DTLS	DTLS
	Rogue AP Detection	Yes	Yes	Yes
	Standard	EAP-TLS, EAP-TTLS/MSCHAPv2, PEAPv0/EAP-MSCHAPv2, PEAPv1/EAP-GTC,EAP-SIM, EAP-AKA, EAP-AKA Prime, EAP-FAST	EAP-TLS, EAP-TTLS/MSCHAPv2, PEAPv0/EAP-MSCHAPv2, PEAPv1/EAP-GTC,EAP-SIM, EAP-AKA, EAP-AKA Prime, EAP-FAST	EAP-TLS, EAP-TTLS/MSCHAPv2, PEAPv0/EAP-MSCHAPv2, PEAPv1/EAP-GTC,EAP-SIM, EAP-AKA, EAP-AKA Prime, EAP-FAST
		802.11e	802.11e	802.11e
	WIPS	Dedicated	Dedicated	Dedicated
Multimedia	WMM	Yes	Yes	Yes
	WMM Power Save	Yes	Yes	Yes
	Simultaneous VoIP Clients	Yes	Yes	Yes
Management	Operation	Controlled mode, Stand-alone mode	Controlled mode, Stand-alone mode	Controlled mode, Stand-alone mode
	Supported WLAN Controller	WEC 8050, WEC 8500	WEC 8050, WEC 8500	WEC 8050, WEC 8500
Certification	Wi-Fi Certified	WPA/WPA2, WMM, WMM-PS	WPA/WPA2, WMM, WMM-PS	WPA/WPA2, WMM, WMM-PS
	Certification	KC, FCC/CE	KC, FCC/CE	KC, FCC/CE

SAMSUNG ELECTRONICS AMERICA

Wireless Enterprise

1301 E. Lookout Drive, Richardson, TX 75082

E-mail: we.info@samsung.comWeb: www.samsung.com/wlan

Follow us

[youtube.com/samsungbizusa](https://www.youtube.com/samsungbizusa) [@SamsungBizUSA](https://twitter.com/SamsungBizUSA)

©2016 Samsung Electronics America, Inc. Samsung, Ubigate iES, Ubigate iBG, SMT-iSeries are registered trademarks of Samsung Electronics, Inc. and its entities. Design and specifications are subject to change without notice. Material contained within this document is for information purposes only and should not be taken as a commitment by Samsung Electronics America or used for engineering or configuration purposes.

SAMSUNG