

# R730

Indoor 802.11ax 8x8:8 Wi-Fi Access Point  
with Multi-gigabit backhaul



## DATA SHEET



## BENEFITS

### CONNECT MORE DEVICES SIMULTANEOUSLY

Improve device performance, by enabling more simultaneous device connections with built-in 12 spatial streams (8x8:8 in 5GHz, 4x4:4 in 2.4GHz), MU-MIMO and OFDMA technology.

### ULTRA-HIGH-DENSITY PERFORMANCE

Provides exceptional end-user experience within stadiums, large public venues, convention centers and school auditoriums with the Ruckus Ultra-High-Density Technology Suite.

### ENHANCED SECURITY

Upgrade to the latest Wi-Fi security standard with WPA3 and receive enhanced protection from man-in-the-middle attacks in the most secure way.

### MULTI-GIGABIT ACCESS SPEEDS

Optimized multi-gigabit Wi-Fi performance delivered using built-in 5GbE/2.5GbE Ethernet ports to connect to multi-gigabit switches.

### DEVICE MANAGEMENT OPTIONS

Manage the R730 with on premise physical/virtual appliances and control auto-provisioning for faster deployment and seamless firmware upgrades.

### BETTER MESH NETWORKING

Minimize complexity by reducing expensive cabling with SmartMesh™ that dynamically creates self-forming, self-healing mesh networks.

### AUTOMATE OPTIMAL THROUGHPUT

ChannelFly™ dynamic channel technology uses machine learning to automatically find the least congested channels. You always get the highest throughput the band can support.

### MORE THAN WI-FI

Support services beyond Wi-Fi with [Ruckus IoT Suite](#), [Cloudpath](#) security and onboarding software, [SPoT](#) Wi-Fi locationing engine, and [SCI](#) network analytics.

The R730 is based on the latest Wi-Fi standard, 802.11ax and bridges the performance gap from 'gigabit' Wi-Fi to 'multi-gigabit' Wi-Fi in support of the insatiable demand for better and faster Wi-Fi.

The Ruckus R730 is our highest capacity dual-band, dual-concurrent 802.11ax AP that supports 12 spatial streams (8x8:8 in 5GHz, 4x4:4 in 2.4GHz). The R730, with OFDMA and MU-MIMO capabilities, efficiently manages more than 1K client connections with increased capacity, improved coverage and performance in ultra-high dense environments. Furthermore, 5 Gbps multi-gigabit Ethernet ports enhances backhaul capacity.

Additionally, the R730 is IoT- and LTE-ready, and supports wireless standards beyond Wi-Fi in combination with the Ruckus IoT Suite and our CBRS/OpenG modules.

The R730 addresses the increasing client demands in transit hubs, auditoriums, stadiums, conference centers, and other highly trafficked indoor spaces. It is the perfect choice for data-intensive streaming multimedia applications like 4K video transmissions, while supporting latency sensitive voice and data applications with stringent quality-of-service requirements.

The R730 when paired with the Ruckus Ultra-High density Technology Suite found only in the Ruckus Wi-Fi portfolio, dramatically improves network performance through a combination of patented wireless innovations and learning algorithms that includes:

- **Airtime Decongestion:** Increases average network throughput in heavily congested environments
- **Transient Client management:** Reduces interference traffic from unconnected Wi-Fi devices
- **BeamFlex+ Antennas:** Extended coverage and optimized throughput with patented multi-directional antennas and radio patterns

Whether you're deploying ten or ten thousand APs, the R730 is also easy to manage through Ruckus' appliance and virtual management options.

### ACCESS POINT ANTENNA PATTERN

Ruckus' BeamFlex+ adaptive antennas allow the R730 AP to dynamically choose among a host of antenna patterns (over 4,000 possible combinations) in real-time to establish the best possible connection with every device. This leads to:

- Better Wi-Fi coverage
- Reduced RF interference

Traditional omni-directional antennas, found in generic access points, oversaturate the environment by needlessly radiating RF signals in all directions. In contrast, the Ruckus BeamFlex+ adaptive antenna directs the radio signals per-device on a packet by-packet basis to optimize Wi-Fi coverage and capacity in real-time to support high device density environments. BeamFlex+ operates without the need for device feedback and hence can benefit even devices using legacy standards.

Figure 1. Example of BeamFlex+ pattern

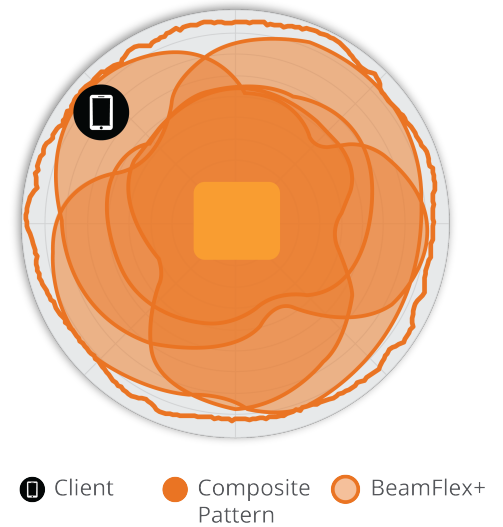


Figure 2. R730 2.4GHz Azimuth Antenna Patterns



Figure 3. R730 5GHz Azimuth Antenna Patterns



Figure 4. R730 2.4GHz Elevation Antenna Patterns

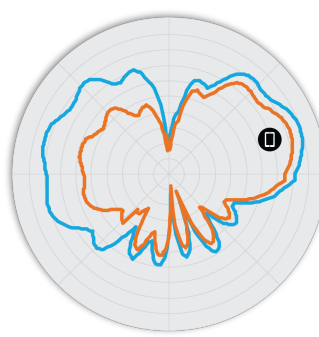
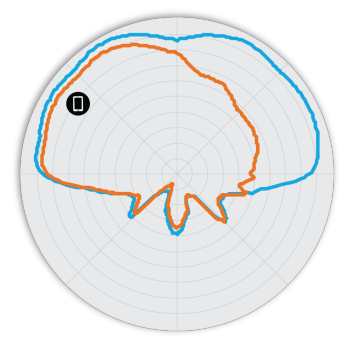


Figure 5. R730 5GHz Elevation Antenna Patterns



Note: The outer trace represents the composite RF footprint of all possible BeamFlex+ antenna patterns, while the inner trace represents one BeamFlex+ antenna pattern within the composite outer trace.

Wi-Fi	
Wi-Fi Standards	<ul style="list-style-type: none"> <li>IEEE 802.11a/b/g/n/ac/ax</li> </ul>
Supported Rates	<ul style="list-style-type: none"> <li>802.11ax: 4 to 4800 Mbps</li> <li>802.11ac: 6.5 to 3467 Mbps</li> <li>802.11n: 6.5 to 600 Mbps</li> <li>802.11a/g: 6 to 54 Mbps</li> <li>802.11b: 1 to 11 Mbps</li> </ul>
Supported Channels	<ul style="list-style-type: none"> <li>2.4GHz: 1-13</li> <li>5GHz: 36-64, 100-144, 149-165</li> </ul>
MIMO	<ul style="list-style-type: none"> <li>8x8 MU-MIMO</li> <li>8x8 SU-MIMO</li> </ul>
Spatial Streams	<ul style="list-style-type: none"> <li>8 MU-MIMO</li> <li>8 SU-MIMO</li> </ul>
Channelization	<ul style="list-style-type: none"> <li>20, 40, 80MHz</li> </ul>
Modulation	<ul style="list-style-type: none"> <li>OFDMA (up to 1024-QAM)</li> </ul>
Security	<ul style="list-style-type: none"> <li>WPA-PSK, WPA-TKIP, WPA2 AES, 802.11i, Dynamic PSK</li> <li>WIPS/WIDS</li> </ul>
Other Wi-Fi Features	<ul style="list-style-type: none"> <li>WMM, Power Save, TxBF, LDPC, STBC, 802.11r/k/vHotspot</li> <li>Hotspot 2.0</li> <li>Captive Portal</li> <li>WISPr</li> </ul>

RF	
Antenna Type	<p><u>2.4GHz Antennas</u></p> <ul style="list-style-type: none"> <li>Omni: 2 Antennas</li> <li>BeamFlex+ Adaptive: 2 Antennas</li> <li>Polarization: 3 Vertical &amp; 1 Horizontal</li> </ul> <p><u>5GHz Antennas</u></p> <ul style="list-style-type: none"> <li>Omni: 4 Antennas</li> <li>BeamFlex+ adaptive: 4 Antennas</li> <li>Polarization: 6 Vertical &amp; 2 Horizontal</li> </ul>
Antenna Gain (max)	<ul style="list-style-type: none"> <li>Up to 2 dBi</li> </ul>
Frequency Bands	<ul style="list-style-type: none"> <li>2.4 - 2.484 GHz</li> <li>5.17 - 5.33 GHz</li> <li>5.49 - 5.71 GHz</li> <li>5.735 - 5.835 GHz</li> </ul>

2.4GHZ RECEIVE SENSITIVITY							
HT20		HT40		VHT20		VHT40	
MCS0	MCS7	MCS0	MCS7	MCS0	MCS7	MCS0	MCS7
-91	-73	-88	-70	-91	-73	-88	-70
HE20				HE40			
MCS0	MCS7	MCS9	MCS11	MCS0	MCS7	MCS9	MCS11
-91	-73	-68	-62	-88	-70	-65	-59

5GHZ RECEIVE SENSITIVITY											
VHT20				VHT40				VHT80			
MC S0	MC S7	MC S8	MC S9	MC S0	MC S7	MC S8	MC S9	MC S0	MC S7	MC S8	MC S9
-91	-72	-69	—	-88	-69	—	-65	-85	-66	—	-62
HE20				HE40				HE80			
MC S0	MC S7	MC S9	MC S11	MC S0	MC S7	MC S9	MC S11	MC S0	MC S7	MC S9	MC S11
-91	-72	-68	-62	-88	-69	-65	-59	-85	-66	-62	-56

2.4GHZ TX POWER TARGET (PER CHAIN)		
Rate	Pout (dBm) - Full Power	Pout (dBm) - 802.3at
MCS0 HT20	20	20
MCS7 HT20	16	16
MCS8 VHT20	15	15
MCS9 VHT40	14	14
MCS11 HE40	12	12

5GHZ TX POWER TARGET (PER CHAIN)		
Rate	Pout (dBm) - Full Power	Pout (dBm) - 802.3at
MCS0 VHT20	22	22
MCS7 VHT40, VHT80	16.5	16.5
MCS9 VHT40, VHT80	15	15
MCS11 HE20, HE40, HE80	12.5	12.5

PERFORMANCE AND CAPACITY	
Peak PHY Rates	<ul style="list-style-type: none"> <li>2.4GHz: 1.148 Gbps (11ax)</li> <li>5GHz: 4.8 Gbps (11ax)</li> </ul>
Client Capacity	<ul style="list-style-type: none"> <li>Up to 1024 clients per AP</li> </ul>
Simultaneous VoIP Clients	<ul style="list-style-type: none"> <li>Up to 60 per AP</li> </ul>
SSID	<ul style="list-style-type: none"> <li>Up to 16 per radio</li> </ul>

RUCKUS RADIO MANAGEMENT	
Antenna Optimization	<ul style="list-style-type: none"> <li>BeamFlex+</li> <li>PD-MRC</li> </ul>
Wi-Fi Channel Management	<ul style="list-style-type: none"> <li>ChannelFly</li> </ul>
Client Density Management	<ul style="list-style-type: none"> <li>Band Balancing</li> <li>Client Load Balancing</li> <li>Airtime Fairness</li> <li>Airtime-based WLAN Prioritization</li> </ul>
Queuing & Scheduling	<ul style="list-style-type: none"> <li>SmartCast</li> </ul>
Mobility	<ul style="list-style-type: none"> <li>SmartRoom</li> </ul>
Diagnostic Tools	<ul style="list-style-type: none"> <li>Spectrum Analysis</li> <li>SpeedFlex</li> </ul>
High Density Deployments (RF Innovations)	<ul style="list-style-type: none"> <li>Perpacket Adaptive Power</li> <li>Adaptive Wi-Fi Cell Size</li> <li>Transient Client Management</li> <li>Airtime Decongestion</li> </ul>

NETWORKING	
<b>Controller Platform Support</b>	<ul style="list-style-type: none"> <li>SmartZone</li> <li>ZD</li> <li>Standalone</li> </ul>
<b>Mesh</b>	<ul style="list-style-type: none"> <li>SmartMesh™ wireless meshing technology</li> </ul>
<b>IP</b>	<ul style="list-style-type: none"> <li>IPv4, IPv6</li> </ul>
<b>VLAN</b>	<ul style="list-style-type: none"> <li>802.1Q</li> <li>BSSID-based (16 BSSIDs / radio)</li> <li>Port-based</li> <li>Dynamic, per user based on RADIUS</li> </ul>
<b>802.1x</b>	<ul style="list-style-type: none"> <li>Wired &amp; wireless</li> <li>Authenticator &amp; Supplicant</li> </ul>
<b>Tunnel</b>	<ul style="list-style-type: none"> <li>RuckusGRE, SoftGRE</li> </ul>
<b>Policy Management Tools</b>	<ul style="list-style-type: none"> <li>Application Recognition and Control</li> <li>Access Control Lists</li> <li>Device Fingerprinting</li> </ul>

OTHER RADIO TECHNOLOGIES	
<b>IoT</b>	<ul style="list-style-type: none"> <li>BLE, Zigbee</li> </ul>

PHYSICAL INTERFACES	
<b>Ethernet</b>	<ul style="list-style-type: none"> <li>1x 1/2.5/5 Gbps port, RJ-45</li> <li>1x 10/100/1000 Mbps port, RJ-45</li> </ul>
<b>USB</b>	<ul style="list-style-type: none"> <li>1 USB 2.0 port, Type A</li> </ul>

PHYSICAL CHARACTERISTICS	
<b>Physical Size</b>	<ul style="list-style-type: none"> <li>22.19 x 24.96 x 6 cm</li> <li>8.74 x 9.83 x 2.36 in.</li> </ul>
<b>Weight</b>	<ul style="list-style-type: none"> <li>1.53 kg</li> <li>3.37 lbs</li> </ul>
<b>Mounting</b>	<ul style="list-style-type: none"> <li>Wall, Acoustic ceiling, Desk</li> <li>Secure Bracket (sold separately)</li> </ul>
<b>Physical Security</b>	<ul style="list-style-type: none"> <li>Hidden Latching Mechanism</li> </ul>
<b>Operating Temperature</b>	<ul style="list-style-type: none"> <li>-0C (32F) to 50°C (122°F)</li> </ul>
<b>Operating Humidity</b>	<ul style="list-style-type: none"> <li>Up to 95%, non-condensing</li> </ul>

POWER CONSUMPTION			
Mode	Power Consumption	System Configuration	Wi-Fi Radios
DC Power, PoH, uPoE (Idle)	16.1W	<ul style="list-style-type: none"> <li>5Gbps &amp; 1Gbps Ethernet enabled</li> <li>USB Enabled (3W)</li> <li>Zigbee/BLE Enabled (0.5W)</li> </ul>	2.4GHz (4x4) enabled 5GHz (8x8) enabled (no clients associated)
DC Power, PoH, uPoE (Max)	31.0W	<ul style="list-style-type: none"> <li>5Gbps &amp; 1Gbps Ethernet enabled</li> <li>USB Enabled (3W)</li> <li>Zigbee/BLE Enabled (0.5W)</li> </ul>	2.4GHz (4x4) Tx 20 dBm 5GHz (8x8) Tx 22 dBm
802.3at (Max)	23.8W	<ul style="list-style-type: none"> <li>5Gbps &amp; 1Gbps Ethernet enabled</li> <li>USB Enabled (3W)</li> <li>Zigbee/BLE Disabled</li> </ul>	2.4GHz (4x4) Tx 20 dBm 5GHz (4x4) Tx 22 dBm
802.3af (Not recommended)	12.4W	<ul style="list-style-type: none"> <li>5Gbps &amp; 1Gbps Ethernet enabled</li> <li>USB disabled</li> <li>Zigbee/BLE Disabled</li> </ul>	2.4GHz disabled 5GHz disabled

CERTIFICATIONS AND COMPLIANCE	
<b>Wi-Fi Alliance</b>	<ul style="list-style-type: none"> <li>Wi-Fi CERTIFIED™ a, b, g, n, ac</li> <li>Passpoint®</li> <li>Vantage</li> </ul>
<b>Standards Compliance</b>	<ul style="list-style-type: none"> <li>EN 60950-1 Safety</li> <li>EN 60601-1-2 Medical</li> <li>EN 61000-4-2/3/5 Immunity</li> <li>EN 50121-1 Railway EMC</li> <li>EN 50121-4 Railway Immunity</li> <li>IEC 61373 Railway Shock &amp; Vibration</li> <li>EN 62311 Human Safety/RF Exposure</li> <li>UL 2043 Plenum</li> <li>WEEE &amp; RoHS</li> <li>ISTA 2A Transportation</li> </ul>

SOFTWARE AND SERVICES	
<b>Location Based Services</b>	<ul style="list-style-type: none"> <li>SPoT</li> </ul>
<b>Network Analytics</b>	<ul style="list-style-type: none"> <li>SmartCell Insight (SCI)</li> </ul>
<b>Security and Policy</b>	<ul style="list-style-type: none"> <li>Cloudpath</li> </ul>
<b>IoT</b>	<ul style="list-style-type: none"> <li>Ruckus IoT Suite</li> </ul>

## ORDERING INFORMATION

901-R730-XX00	R730 dual-band (5GHz and 2.4GHz concurrent) 802.11ax wireless access point, Ultra-High Density performance, 12 spatial streams, adaptive antennas, PoE support. Includes adjustable acoustic drop ceiling bracket. Two Ethernet ports with 1GbE and 5Gbe. Does not include power adaptor
---------------	------------------------------------------------------------------------------------------------------------------------------------------------------------------------------------------------------------------------------------------------------------------------------------------

PLEASE NOTE: When ordering Indoor APs, you must specify the destination region by indicating -US, -WW, or -Z2 instead of XX. When ordering PoE injectors or power supplies, you must specify the destination region by indicating -US, -EU, -AU, -BR, -CN, -IN, -JP, -KR, -SA, -UK, or -UN instead of -XX.

For access points, -Z2 applies to the following countries: Algeria, Egypt, Israel, Morocco, Tunisia, and Vietnam.

## OPTIONAL ACCESSORIES

902-0180-XX00	<ul style="list-style-type: none"> <li>PoE Injector (60W)</li> </ul>
902-1170-XX00	<ul style="list-style-type: none"> <li>Power Supply (48V, 0.75A, 36W)</li> </ul>
902-0120-0000	<ul style="list-style-type: none"> <li>Spare, Accessory Mounting Bracket</li> </ul>

PLEASE NOTE: When ordering Indoor APs, you must specify the destination region by indicating -US, or -Winstead of XX. When ordering PoE injectors or power supplies, you must specify the destination region by indicating -US, -EU, -AU, -BR, -CN, -IN, -JP, -KR, -SA, -UK, or -UN instead of -XX.

Copyright © 2018 Ruckus Networks, an ARRIS company. All rights reserved. No part of this content may be reproduced in any form or by any means or used to make any derivative work (such as translation, transformation, or adaptation) without written permission from Ruckus Networks ("Ruckus"). Ruckus reserves the right to revise or change this content from time to time without obligation on the part of Ruckus to provide notification of such revision or change.

The Ruckus, Ruckus Wireless, Ruckus logo, Big Dog design, BeamFlex, ChannelFly, Edgelron, FastIron, HyperEdge, ICX, IronPoint, OPENG, and Xclaim and trademarks are registered in the U.S. and other countries. Ruckus Networks, Dynamic PSK, MediaFlex, Simply Better Wireless, SmartCast, SmartCell, SmartMesh, SpeedFlex, Unleashed, and ZoneDirector are Ruckus trademarks worldwide. Other names and brands mentioned in these materials may be claimed as the property of others.

Ruckus provides this content without warranty of any kind, implied or expressed, including, but not limited to, the implied warranties of merchantability and fitness for a particular purpose. Ruckus may make improvements or changes in the products or services described in this content at any time. The capabilities, system requirements and/or compatibility with third-party products described herein are subject to change without notice.



350 West Java Dr., Sunnyvale, CA 94089 USA

[www.ruckusnetworks.com](http://www.ruckusnetworks.com)

18-11-H