

HGU1**Gigabit USB Network Adapter****HGU1****Gigabit USB Network Adapter****PACKAGE CONTENTS:**

- ♦ One USB Gigabit Network Adapter
- ♦ One USB Device Cable
- ♦ Installation Software
(includes Drivers and User's Manual)
- ♦ Quick Installation Guide

High Performance 10/100/1000M USB Network Adapter

The Hawking HGU1 10/100/1000Mbps USB Adapter is an ultimate high speed Internet solution for Laptop or Desktop users. The HGU1 Gigabit USB Ethernet Adapter enables you to plug into an available Universal Serial Bus port and connect your desktop or laptop with out the hassle of taking apart your computer. This device complies with USB Specification 1.0, 1.1, and 2.0. Also, the HGU1 is USB powered - no external power supply is needed.

Simply hook up Gigabit USB Adapter through the USB port and a standard Ethernet cable in the RJ-45 port and you will be networked within minutes

FEATURES

- ♦ Compliance with USB specification 1.0 and 1.1 and 2.0
- ♦ 10M/100M/1000(Gigabit) Data Rate Auto-negotiation.
- ♦ Full-Duplex mode - Doubles your network connection speed.
- ♦ Bus-powered - No External Power Adapter required
- ♦ LED indicators - Activity, Link, and Connection Speed
- ♦ Easy Installation - Plug-and-Play compatibility

SYSTEM REQUIREMENTS

- ♦ An available USB port
- ♦ Windows XP or 2000
- ♦ CD-ROM Drive
- ♦ RJ-45 Ethernet cable
- ♦ 1000Base-T Gigabit Ethernet, 100Base-TX Fast Ethernet
or 10BaseT Ethernet connection to your local area network

HGU1

10/100/1000M
**GIGABIT
ETHERNET**

HGU1

**Gigabit USB Auto-Negotiation
Network Adapter**

ORDERING INFORMATION

HGC1	Gigabit Ethernet Laptop Card
HGU1	Gigabit USB Network Adapter
HBB1	Broadband Booster
HNAS1	Network Storage
HPS1U	1-Port USB Print Server

SPECIFICATIONS

Network Specifications:

- ◆ IEEE802.3 10BaseT,
- ◆ IEEE802.3u 100BaseTX
- ◆ IEEE802.3ab 1000Base-T
- ◆ Cat3/Cat5 UTP cable up to 328ft/100M

Host Interface:

- ◆ Hi-Speed USB 2.0, upstream Type B Port
- ◆ Power-Save mode supported

LED Indicators:

- ◆ 10M: Yellow & Green when connected and blinking when transmitting data.
- ◆ 100M: Green when connected and blinking when transmitting data.
- ◆ 1000M or Gigabit: Yellow when connected and blinking
- ◆ Transmit/Receive (Tx/Rx): Green

Power: USB Powered

- ◆ Operating Voltage - 5V DC
- ◆ Operation Mode: 425mA (Max)
- ◆ Suspend Mode: 25mA (Max)

Physical Dimensions:

- ◆ 3.2"(L) x 2.2"(W) x 1" (H)

Certifications:

- ◆ FCC Part 15 Class B,
- ◆ CE
- ◆ VCCI

HAWKING TECHNOLOGIES, INC

USA: Irvine, California

Sales: 888.662.8828 or 949.790.0800

Fax: 949.790.0880

Email: sales@hawkingeurope.com

Email: customersupport@hawkingeurope.com

EUROPE: Rotterdam, The Netherlands

Sales: 31-10-245-1600

Fax: 31-(0)10-245 1616

Email: sales@hawkingeurope.com

Email: customersupport@hawkingeurope.com

READY, NETWORK & GO!

Step 1 - Connect the HGU1 to your PC

Connect the HGU1 Network Adapter to your Desktop PC's or Laptop's available USB Port via the included USB Cable.

Step 2 - Hook up to your Ethernet LAN Connection.

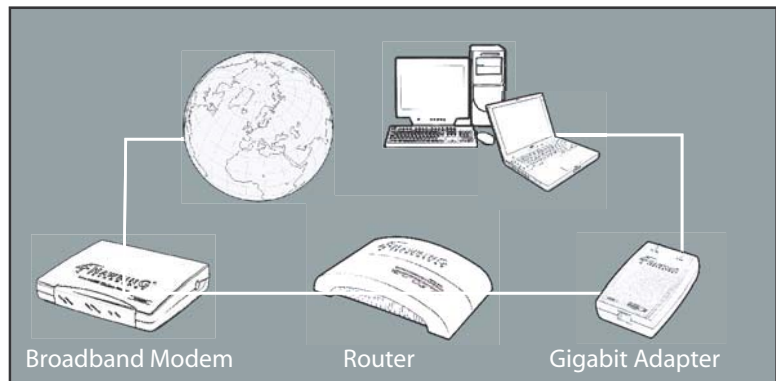
Connect an Ethernet cable to the HGU1's RJ-45 Ethernet port.

Step 3 - Configure and GO!


Run the included Setup Wizard CD and follow the onscreen instructions to configure and use the HGU1 within minutes!

NETWORK DIAGRAM:

Maximize Your High Speed Internet Connection



PRODUCT OVERVIEW:



HGU1

10/100/1000M
**GIGABIT
ETHERNET**

HGU1

**Gigabit USB Auto-Negotiation
Network Adapter**

ORDERING INFORMATION

HGC1	Gigabit Ethernet Laptop Card
HGU1	Gigabit USB Network Adapter
HBB1	Broadband Booster
HNAS1	Network Storage
HPS1U	1-Port USB Print Server

SPECIFICATIONS

Network Specifications:

- ◆ IEEE802.3 10BaseT,
- ◆ IEEE802.3u 100BaseTX
- ◆ IEEE802.3ab 1000Base-T
- ◆ Cat3/Cat5 UTP cable up to 328ft/100M

Host Interface:

- ◆ Hi-Speed USB 2.0, upstream Type B Port
- ◆ Power-Save mode supported

LED Indicators:

- ◆ 10M: Yellow & Green when connected and blinking when transmitting data.
- ◆ 100M: Green when connected and blinking when transmitting data.
- ◆ 1000M or Gigabit: Yellow when connected and blinking
- ◆ Transmit/Receive (Tx/Rx): Green

Power: USB Powered

- ◆ Operating Voltage - 5V DC
- ◆ Operation Mode: 425mA (Max)
- ◆ Suspend Mode: 25mA (Max)

Physical Dimensions:

- ◆ 3.2"(L) x 2.2"(W) x 1" (H)

Certifications:

- ◆ FCC Part 15 Class B,
- ◆ CE
- ◆ VCCI

HAWKING TECHNOLOGIES, INC

USA: Irvine, California

Sales: 888.662.8828 or 949.790.0800

Email: sales@hawkingeurope.com

Fax: 949.790.0880

Email: customersupport@hawkingeurope.com

EUROPE: Rotterdam, The Netherlands

Sales: 31-10-245-1600

Email: sales@hawkingeurope.com

Fax: 31-(0)10-245 1616

Email: customersupport@hawkingeurope.com

READY, NETWORK & GO!

Step 1 - Connect the HGU1 to your PC

Connect the HGU1 Network Adapter to your Desktop PC's or Laptop's available USB Port via the included USB Cable.

Step 2 - Hook up to your Ethernet LAN Connection.

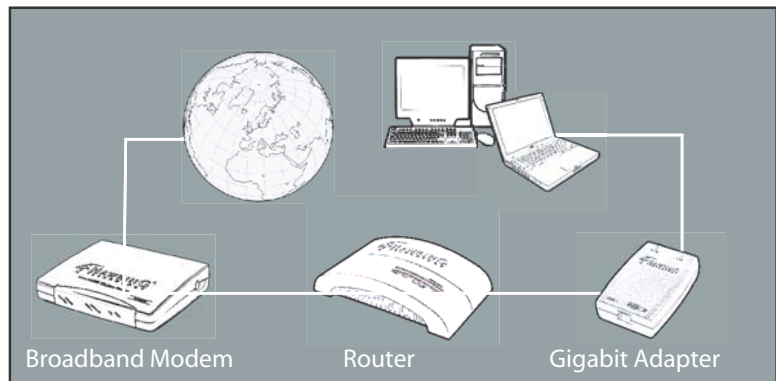
Connect an Ethernet cable to the HGU1's RJ-45 Ethernet port.

Step 3 - Configure and GO!

Run the included Setup Wizard CD and follow the onscreen instructions to configure and use the HGU1 within minutes!

NETWORK DIAGRAM:

Maximize Your High Speed Internet Connection



PRODUCT OVERVIEW:

