

SG4-H



Stainless steel housing
Hygienic design
No need for additional protection tubes

- IP69K full protection
- Housing: AISI316L stainless steel with roughness under 0.8 micron
- Window: Optical glass
- Rounded surfaces with no gaps or sharp edges
- No labels: All information laser marked
- Maximum safety: Type 4, finger resolution
- Three protection heights: 150, 300 and 450 mm
- 50 x 30 mm profile
- 4 LEDs and 7-segment display alignment aiding

APPLICATIONS

- Primary packaging and filling machinery
Liquid aseptic processing: syringe filling
- Solid dose processing: tablet blistering
- RABS (Restricted Access Barrier Systems)

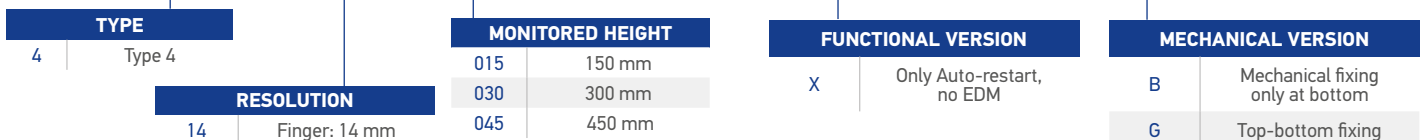


INDUSTRIES

- Pharmaceutical Industry

	FINGER	HAND	ARM	BODY
Type 2				
Type 4	x			

SG4-H14-01 - 00-X-B



TECHNICAL DATA

SG4-H
[SG4-14-xxx-00-X-B]

GENERAL DATA

Type (EN61496-1)	4
PL (EN ISO 13849-1)	e
SIL (IEC 61508)	3
Resolution	14 mm
Protected height	150 / 300 / 450 mm
Operating distance	0.2 ... 6 m

ELECTRICAL DATA

Power supply (Vdd)	24 Vdc ± 20
Outputs	2 PNP, with short circuit protection
Output current	0.5 A max / each output
Capacitive load	2.2 uF @ 24Vdc max
Response time	11 / 15 / 18 ms depending on model
Cables length (for power supply)	50 m max

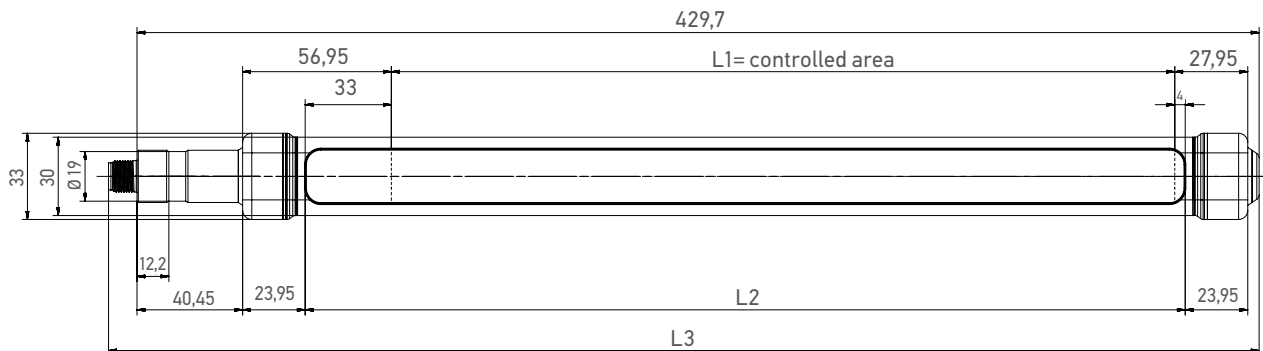

MECHANICAL AND ENVIRONMENTAL DATA

Operating temperature	0 ... +55 °C
Humidity	15 ... 95 % (no condensation)
Mechanical protection	IP 65 / IP 69K
Housing material	Stainless steel AISI316L
Window material	Optical glass

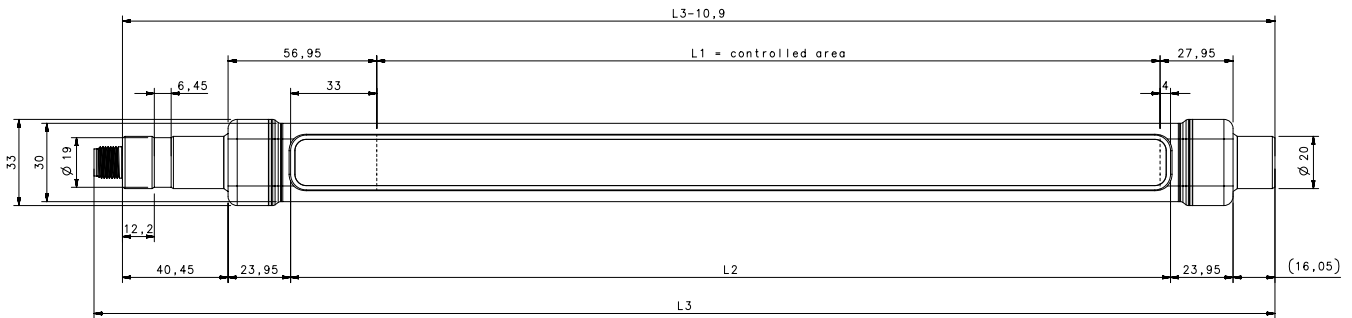
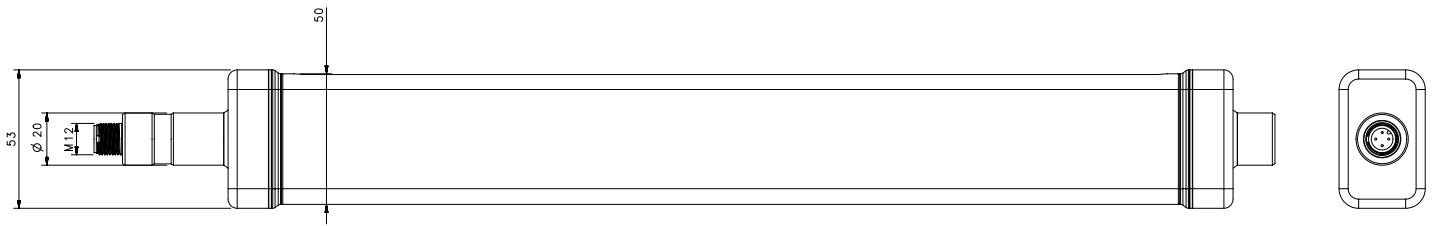
FUNCTIONS

	Automatic Restart
--	-------------------

DIMENSIONS SG4-14-XXX-00-X-B



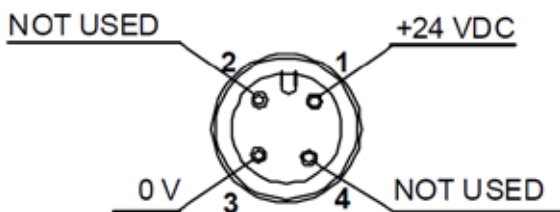
MODEL SELECTION AND ORDER INFORMATION



SG4-H	L1 (mm)	L2 (mm)	L3 (mm)
SG4-14-150-00-X-B	150	187	290.6
SG4-14-300-00-X-B	300	337	440.6
SG4-14-450-00-X-B	450	487	590.6
SG4-14-150-00-X-G	150	187	302.3
SG4-14-300-00-X-G	300	337	487
SG4-14-450-00-X-G	450	487	602.3

CONNECTION

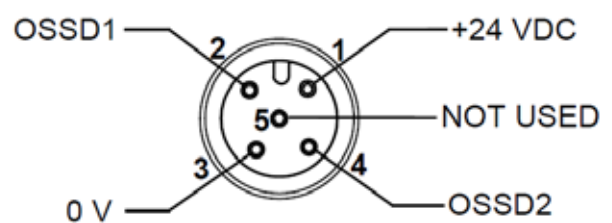
EMITTER



M12, 4 poles, male

1 = brown = 24Vdc
3 = blue = 0V

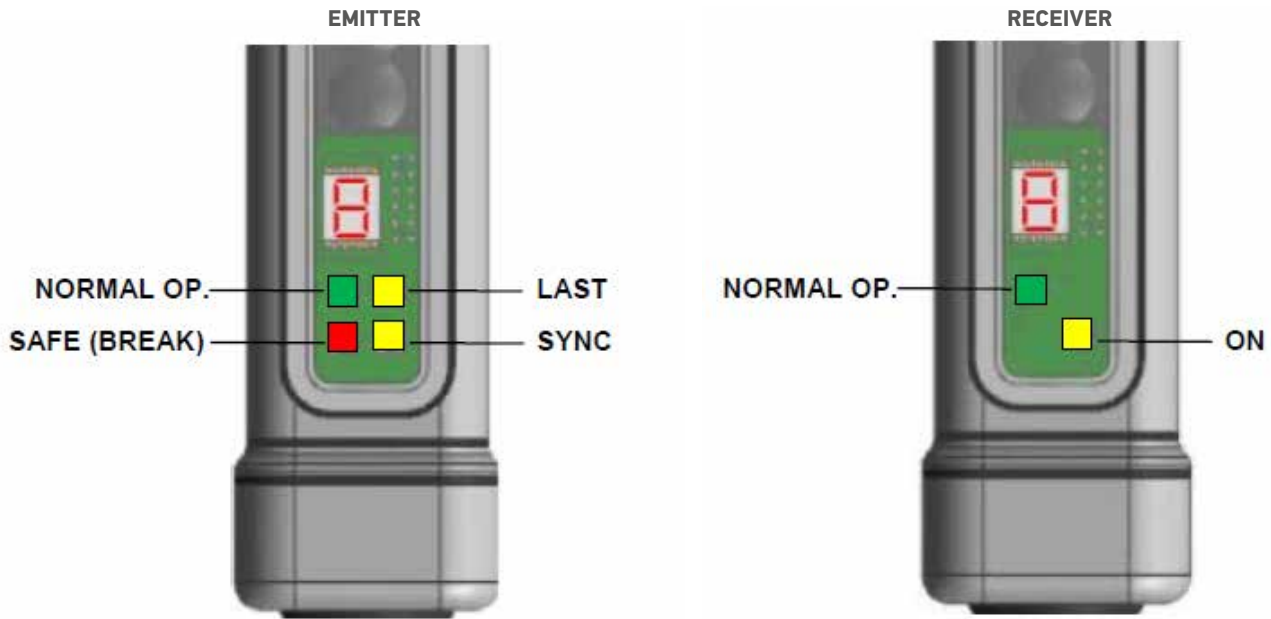
RECEIVER



M12, 5 poles, male

1 = brown = 24Vdc
2 = white = OSSD1
3 = blue = 0V
4 = green = OSSD2

INDICATORS



MODEL SELECTION AND ORDER INFORMATION

DESCRIPTION	ORDER No.
SG4-H14-015-00-X-B	957901760
SG4-H14-030-00-X-B	957901700
SG4-H14-045-00-X-B	957901710
SG4-H14-015-00-X-G	957902330
SG4-H14-030-00-X-G	957901720
SG4-H14-045-00-X-G	957901730

ACCESSORIES SELECTION AND ORDER INFORMATION

BRACKETS	
SG4-H-14-XXX-00-X-x is sold without brackets. Its bottom and top shape is designed to be hold by a cylindrical holder.	
MIRRORS	
Deviating Mirrors	SG-DM Series
SAFETY UNITS AND INTERFACES	
Safety Unit	SE-SR2
OTHERS	
Test Piece	TP-14

CABLES

	TRANSMITTER/RECEIVER CABLE	DESCRIPTION*	LENGTH (m)	Order code
SG4-H	CS-A1-02-U-03	M12, 4 Poles	3	95ASE1120
	CS-A1-02-U-05	M12, 4 Poles	5	95ASE1130
	CS-A1-02-U-10	M12, 4 Poles	10	95ASE1140
	CS-A1-02-U-15	M12, 4 Poles	15	95ASE1150
	CS-A1-02-U-25	M12, 4 Poles	25	95ASE1160

NOTE

* M12 connector has a fifth hole not used, in order to be compatible with 5 pins connectors